








## Pine View School 2016 Climate Survey

### STUDENT RESULTS

#### 1. What grade are you in?

Answer		Response
6th grade		16
7th grade		9
8th grade		10
9th grade		5
10th grade		21
11th grade		8
12th grade		2
adult or technical center student		0
Total		71

*Please note that the number of responses represents approximately 5% of your student population*

2016 Climate Survey - Student Report – Pine View School

Response choices are rated on a scale where Strongly Agree = 5, Agree = 4, Disagree = 2, Strongly Disagree = 1. “Don’t know/doesn’t apply” was not included in the summary data. The mean or average rating of 5 or 4 represents a high percentage of favorable responses. An average of 3 represents mixed results. Ratings of 2 or 1 represents a high percent of unfavorable responses and should be considered an opportunity for improvement. Please refer to the guidelines for interpretation for more information.

## 2. How much do you agree or disagree with the following statements about your school? Remember, there are no right or wrong answers.

#	Question	Strongly Agree	Agree	Disagree	Strongly Disagree	Mean
1	My school recognizes students' accomplishments of all kinds.	20%	48%	25%	8%	3
2	The teachers in my school show that they really care about the students.	17%	48%	22%	13%	3
3	I am treated with respect by my teachers and the school staff.	21%	51%	20%	8%	4
4	Most students in my school treat their teachers with respect.	10%	61%	21%	8%	3
5	My teachers challenge me and expect me to do my best.	26%	62%	8%	3%	4
6	My teachers help me understand what I need to do and learn so that I can improve and achieve in each class.	17%	47%	22%	15%	3
7	I can get additional help from my teachers when I need it.	26%	48%	17%	9%	4
8	My school offers a wide variety of activities to keep me interested in school.	27%	57%	10%	7%	4
9	My school is a safe place.	26%	62%	10%	2%	4
10	Some students threaten or bully other students at my school.	13%	31%	36%	20%	3
11	School rules are clearly communicated to students.	13%	53%	23%	10%	3
12	All students are treated fairly.	5%	33%	48%	15%	3
13	Someone at school is available to help me with personal problems and concerns.	18%	45%	24%	13%	3
14	I know where to report an unsafe situation involving myself or other students.	22%	67%	10%	2%	4
15	My school is kept clean.	18%	59%	20%	3%	4
16	I feel safe when riding a bus or walking to school.	31%	61%	2%	6%	4
17	My school offers meals that are nutritious (healthy) and taste good.	6%	29%	22%	43%	2

### 2016 Climate Survey - Student Report – Pine View School

Response choices are rated on a scale where Strongly Agree = 5, Agree = 4, Disagree = 2, Strongly Disagree = 1. "Don't know/doesn't apply" was not included in the summary data. The mean or average rating of 5 or 4 represents a high percentage of favorable responses. An average of 3 represents mixed results. Ratings of 2 or 1 represents a high percent of unfavorable responses and should be considered an opportunity for improvement. Please refer to the guidelines for interpretation for more information.

### 3. What do you like best about your school?

#### BEST

What I like best about Pine View is that every is accepted and treated well

The teachers make sure every student understands the topic

The students are above average and provide a could peer group.

The other students, and clubs I'm part of.

The other students

The other gifted students

the option to leave at 1

The opportunity for me to challenge myself and be prepared for college.

The interaction with nature is awesome

The freedom it offers, they know we won't do anything stupid with it.

The freedom and friends with similar interests.

The environment is much more liberal than other schools.

the challenges

The accepting nurturing environment that they can be different and smart

The academic challenge and nerdy atmosphere

students

School nurse and playgrounds are nice

Pine View has a wonderful culture of inclusivity of all.

Outside

other students

Other kids are great. Some great teachers (Molinaro, Delaney, Simon, Templt

My friends

loving community, good classes

It offers a lot of freedom and encourages students to strive for excellence

I really like the freedom that is given to the students of Pine View.

I love Pine View so much because they give us independence.

I like the teachers and access to helpful textbooks and entertainment books

I like the pretty campus

I like the good education challenges and the freedoms, they both help a lot

i like that you have a lot of freedom, like you can choose what to do lunch

I like that we are free around campass but still safe and there is no bulli

*2016 Climate Survey - Student Report – Pine View School*

*Response choices are rated on a scale where Strongly Agree = 5, Agree = 4, Disagree = 2, Strongly Disagree = 1. "Don't know/doesn't apply" was not included in the summary data. The mean or average rating of 5 or 4 represents a high percentage of favorable responses. An average of 3 represents mixed results. Ratings of 2 or 1 represents a high percent of unfavorable responses and should be considered an opportunity for improvement. Please refer to the guidelines for interpretation for more information.*

BEST
I like that the teachers act like they truly care and want you to succeed.
I like that it is mostly outside so we aren't locked up inside all day.
I like that I learn a lot and do not sit in class and constantly review.
I like my friends and hour lunch time.
I like how rules aren't very strict and you can work at your own pace
I like how everyone welcomes you.
I like being among my gifted peers, that I wouldn't find in a regular HS.
I like all of the teachers and how they are kind and respectful.
I enjoy the freedom that pineview allows for its students
Great environment for learning
Going through all 6 periods and having lunch last
gifted kids, some teachers, some aides, Chinese, freedom on campus
Freedom to a certain degree
Challenging atmosphere. Great teachers
Being able to start school at 7/8/9 in the morning and my peers
Band
A supportive environment for students interested in all academics.
Academic rigor
Academic recognition
(no opinion)

*2016 Climate Survey - Student Report – Pine View School*

*Response choices are rated on a scale where Strongly Agree = 5, Agree = 4, Disagree = 2, Strongly Disagree = 1. “Don’t know/doesn’t apply” was not included in the summary data. The mean or average rating of 5 or 4 represents a high percentage of favorable responses. An average of 3 represents mixed results. Ratings of 2 or 1 represents a high percent of unfavorable responses and should be considered an opportunity for improvement. Please refer to the guidelines for interpretation for more information.*

## 4. In what ways can your school improve?

### IMPROVEMENTS

Add physical competitive sports.

Start High School later in the morning (9:00 or 9:30 am). Studies support!

Replace teaches that do not want to teach like the Spanish teacher.

(no opinion)

More foreign language choices. How about German, Italian and/or Latin?

Some bad teachers - Condiotte for ex. - makes history dull, no insights

finish construction, and replace and the sand/dirt areas with grass

Keep standards high - many students are not really gifted

The portable classrooms are terrible. Campus is scattered.

My school could be cleaner, more artistic and serve better foods.

It can teach SOME of the teachers how to make learning fun, not boring.

pick up trash

All the teachers assign homework together so students will not get too much

I think we should learn to be friendly to kids even if they are different.

New policies have become stricter on the amount of freedom students have:(

Aged campus

Decrease the work load. I have 5 tests in two day

I believe that my school should get back its title 'for the gifted.'

My school doesn't need to improve a lot.

bullying policies, littering, having less portables, having indoor walkways

School lunch is severely lacking.

They can get very mean and hurtful when they enforce dress code.

#%\*& admin

more high school buildings

Stop pressuring students to take certain classes they don't want to take

Some teachers are no longer up the standard of teaching gifted students

Make lunches HEALTHIER-real food- and taste better. More activities

Lighten on the stress/pressure/competitiveness.

Teachers can learn more about what circumstances help their student work well

Less hw (busy work) and more electives

Communication with the dresscode

*2016 Climate Survey - Student Report – Pine View School*

*Response choices are rated on a scale where Strongly Agree = 5, Agree = 4, Disagree = 2, Strongly Disagree = 1. "Don't know/doesn't apply" was not included in the summary data. The mean or average rating of 5 or 4 represents a high percentage of favorable responses. An average of 3 represents mixed results. Ratings of 2 or 1 represents a high percent of unfavorable responses and should be considered an opportunity for improvement. Please refer to the guidelines for interpretation for more information.*

## IMPROVEMENTS

Please invest in expanding the campus

the teachers can pay attention to students

WASH THE BATHROOMS. SERVE EDIBLE FOOD.

The teachers need to show they care more and actually teach.

Let us request /change teachers again; teachers need to teach again

start school later; less homework; less busy work; reduce teacher AP stress

More DE courses; reduce homework (7+ hours/night!); better math teachers

I do not trust the administration. They are sneaky.

Teachers need to teach; remove unnecessary homework

better student engagement

Better new teachers, better principal and clean bathrooms, retain old staff

Some teachers shld retire ineffective

My teachers tell us we are smart, to teach ourselves but I need help

Allow us to register for classes like college. No teachers that don't teach

Better approach to gifted education

The teachers could care more and offer more help.

really, in 75spaces? teacher quality, admin quality-school&county, giftedED

Worry more about our education than our dress code

less busywork, hiring better teachers

*2016 Climate Survey - Student Report – Pine View School*

*Response choices are rated on a scale where Strongly Agree = 5, Agree = 4, Disagree = 2, Strongly Disagree = 1. “Don’t know/doesn’t apply” was not included in the summary data. The mean or average rating of 5 or 4 represents a high percentage of favorable responses. An average of 3 represents mixed results. Ratings of 2 or 1 represents a high percent of unfavorable responses and should be considered an opportunity for improvement. Please refer to the guidelines for interpretation for more information.*